



A Project of XLE INFRA BUILDCON PVT. LTD.

Darbhanga, Bihar

Contact No.: +91 - 9955687877

Website : www.theexelhome.com E-mail: contact@theexelhome.com

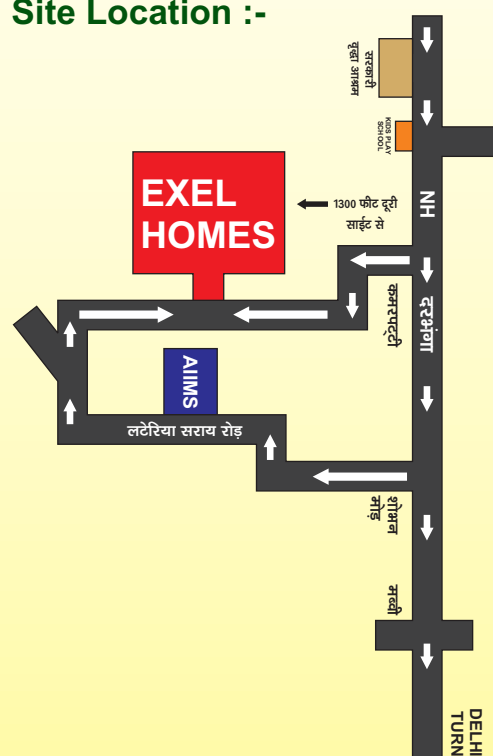
DARBHANGA

Exel Homes

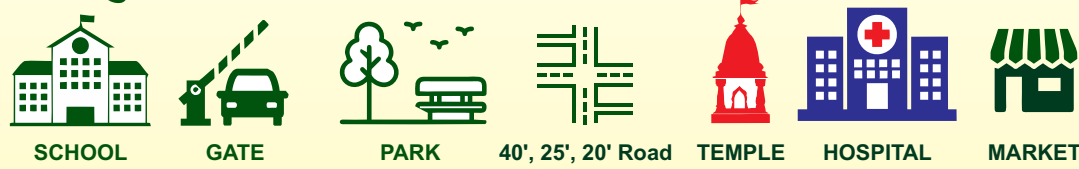
Main Entry

Wide Govt. Road		Wide Govt. Road		Wide Govt. Road		Wide Govt. Road	
Meeting Hall 		Commercial Complex 		KIDS PLAY SCHOOL 		HOSPITAL 	
20 Feet Wide Road		20 Feet Wide Road		20 Feet Wide Road		20 Feet Wide Road	
1 50x40	2 50x40	3 50x40	4 50x40	5 50x40	6 50x40	7 50x40	8 50x50
9 50x40	10 50x40	11 50x40	12 50x40	13 50x40	14 50x40	15 50x40	16 50x50
20 Feet Wide Road		20 Feet Wide Road		20 Feet Wide Road		20 Feet Wide Road	
17 25x40	18 25x40	19 25x40	20 25x40	21 50x30	22 50x30	23 50x30	24 50x30
25 25x40	26 25x40	27 25x40	28 25x40	29 50x30	30 50x30	31 50x30	32 50x30
20 Feet Wide Road		20 Feet Wide Road		20 Feet Wide Road		20 Feet Wide Road	
35 25x40	36 25x40	37 25x40	38 25x40	39 40x30	40 40x30	41 40x30	42 40x30
44 25x40	45 25x40	46 25x40	47 25x40	48 40x30	49 40x30	50 40x30	51 40x30
20 Feet Wide Road		20 Feet Wide Road		20 Feet Wide Road		20 Feet Wide Road	
165 FARM HOUSE 80x50 4000sqft.	166 FARM HOUSE 80x50 4000sqft.	PARK 		SWIMMING POOL 		134 FARM HOUSE 4000sqft.	135 FARM HOUSE 4000sqft.
167 FARM HOUSE 60x50 3000sqft.	168 FARM HOUSE 60x50 3000sqft.	169 FARM HOUSE 60x50 3000sqft.	170 FARM HOUSE 80x50 3000sqft.	171 FARM HOUSE 60x50 3000sqft.	172 FARM HOUSE 60x50 3000sqft.	173 FARM HOUSE 60x50 3000sqft.	136 1200 sqft.
20 Feet Wide Road		20 Feet Wide Road		20 Feet Wide Road		20 Feet Wide Road	
174 40x50	175 40x50	176 40x50	177 40x50	178 40x50	179 40x50	180 40x50	137 1200 sqft.
181 40x50	182 40x50	183 40x50	184 40x50	185 40x50	186 40x50	187 40x50	138 1200 sqft.
20 Feet Wide Road		20 Feet Wide Road		20 Feet Wide Road		20 Feet Wide Road	
188 40x50	189 40x50	190 40x50	191 40x50	192 40x50	193 40x50	194 40x50	139 1200 sqft.
195 40x50	196 40x50	197 40x50	198 40x50	199 40x50	200 40x50	201 40x50	140 1200 sqft.
20 Feet Wide Road		20 Feet Wide Road		20 Feet Wide Road		20 Feet Wide Road	
202 20x40	203 20x40	204 20x40	205 20x40	206 20x40	207 20x40	208 20x40	141 1200 sqft.
209 20x40	210 20x40	211 20x40	212 20x40	213 20x40	214 20x40	215 20x40	142 FARM HOUSE 6000sqft.
20 Feet Wide Road		20 Feet Wide Road		20 Feet Wide Road		20 Feet Wide Road	
216 20x40	217 20x40	218 20x40	219 20x40	220 20x40	221 20x40	222 20x40	143 FARM HOUSE 6000sqft.
223 20x40	224 20x40	225 20x40	226 20x40	227 20x40	228 20x40	229 20x40	144 1200 sqft.
20 Feet Wide Road		20 Feet Wide Road		20 Feet Wide Road		20 Feet Wide Road	
230 20x40	231 20x40	232 20x40	233 20x40	234 20x40	235 20x40	236 20x40	145 1200 sqft.
237 20x40	238 20x40	239 20x40	240 20x40	241 20x40	242 20x40	243 20x40	146 1200 sqft.
20 Feet Wide Road		20 Feet Wide Road		20 Feet Wide Road		20 Feet Wide Road	
244 20x40	245 20x40	246 20x40	247 20x40	248 20x40	249 20x40	250 20x40	147 1200 sqft.
251 20x40	252 20x40	253 20x40	254 20x40	255 20x40	256 20x40	257 20x40	148 1200 sqft.

Site Location :-



प्रस्तावित सुविधाएँ :



महत्वपूर्ण स्थानों से दूरी




Amenities :-

Wide Road 30ft. & 20ft., Big Park with Swimming Pool, Multipurpose Hall, All Sizes Plots, Farm House, Kids Play School, Hospital, Commercial Complex & Shops.

प्रोजेक्ट से दूरी :-

- NH-57 - 1300 फीट
- दिल्ली मोड़ - 8 कि.मी.
- दरभंगा रेलवे स्टेशन - 10 कि.मी.
- एयरपोर्ट - 7 कि.मी.
- AIMMS - 2 कि.मी.



- SHOP : 200sqft , 400sqft.
- Farm House : 4000sqft , 3000sqft., 8000sqft.
- PLOT : 800sqft , 1000sqft., 1200sqft., 2000sqft. & Other.
- Corner Plots